

SAP MM Inventory Management



Jl. Pabaton no. 28
Bogor – 16612
Website : www.sap-interface.com

Created by
Dyan Pravita Sari dan Robinton
@ 2009

Tujuan training SAP MM Inventory Management

- Mengetahui konsep dasar tentang inventory management pada SAP R/3.
- Mengetahui transaksi pengawasan dan transfer material dalam lingkup internal.






Agenda:

- Penjelasan Inventory
- Konsep dasar Inventory management dalam SAP
- Transaksi Display Stock
- Transaksi Penentuan Lokasi untuk Mutasi
- Transaksi Pengawasan Perjalanan barang





■ Penjelasan Inventory


- Konsep dasar Inventory management dalam SAP R/3
- Transaksi Display Stock
- Transaksi Penentuan Lokasi untuk Mutasi
- Transaksi Pengawasan Perjalanan barang







Inventory

- *Inventory* dapat diartikan sebagai nilai dari *stock* barang yang dimiliki oleh organisasi pada waktu tertentu. *inventory* yang dimaksud adalah *stock on hand* pada waktu tertentu (asset yang berwujud, yang dapat dilihat, diukur dan dihitung).



- Penjelasan Inventory
- Konsep dasar Inventory management dalam SAP
- Transaksi Display Stock
- Transaksi Penentuan Lokasi untuk Mutasi
- Transaksi Pengawasan Perjalanan barang



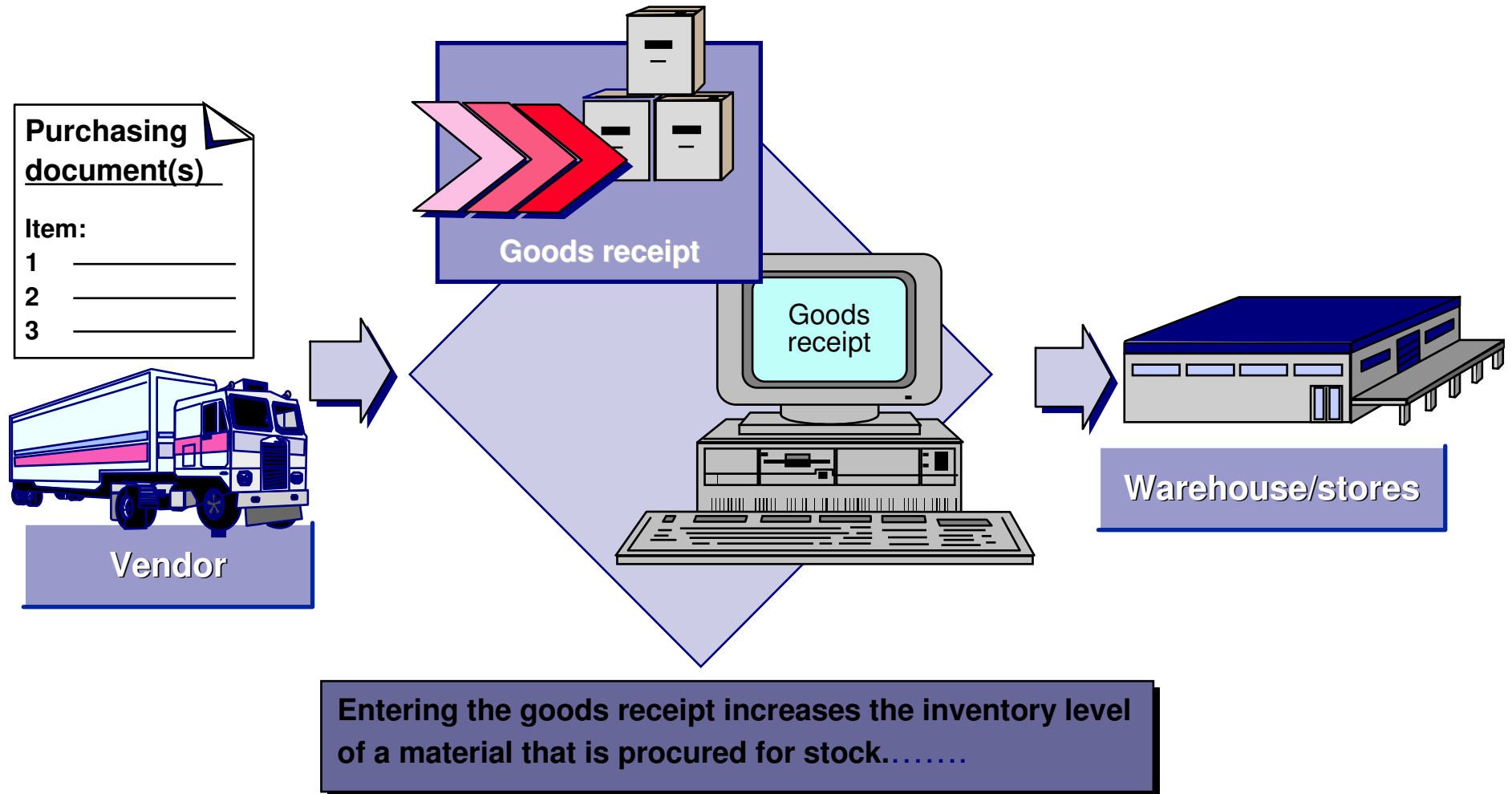


Inventory Management

Dasar bisnis proses dari inventory management di dalam SAP R/3:

- Goods Receipts.
- Goods Movements.
- Goods Transfers.

Good Receipt





Goods Receipt

- Goods receipt merupakan tanda penerimaan barang.
- Goods receipt memungkinkan :
 - Adanya Informasi Penerimaan material
 - Verifikasi invoice berdasarkan material yang diterima
 - Memperbaharui History dari PO
 - Memperbaharui kuantitas dan nilai material
 - Automatic update to G/L accounts
- Tujuan dari material yang diterima akan dimasukkan ke dalam gudang penyimpanan dimana pada sistem disajikan dengan istilah storage location.


- ✓ Goods receipt
- ✓ Goods issue
- ✓ Stock transfer

Three-digit movement type is required when entering a goods transaction.



Goods Transfers

- Ada dua tipe dari goods transfers :
 - Stock Transfers melibatkan perpindahan secara fisik dari material. Transfer bisa terjadi pada :
 - Plant to plant
 - Storage location to storage location.
 - Transfer Posting melibatkan perubahan pada tipe penyimpanan. Umumnya transaksi ini tidak terkoneksi dengan perpindahan material secara fisik. Transfer bisa terjadi pada:
 - Unrestricted-use to Quality Inspection.
 - Project Stock to Unrestricted-use.



- Penjelasan Inventory
- Konsep dasar Inventory management dalam SAP
- Transaksi Display Stock
- Transaksi Penentuan Lokasi untuk Mutasi
- Transaksi Pengawasan Perjalanan barang



List transaksi yang akan diproses

Process Description	Transaction Codes	T code Description
Stock Overview	MMBE	Memberikan laporan persediaan barang per material yang ada di gudang penyimpanan.
Display Warehouse Stock of Material on Hand	MB52	Memberikan informasi persediaan barang yang ada di gudang pada waktu tertentu.
Transfer Posting Plant To Plant atau Sloc to Sloc	MIGO	Digunakan untuk transfer material baik antar plant atau antar storage location.
Material Document List	MB51	Memberikan informasi tentang perjalanan barang dalam lingkungan perusahaan (internal).

Transaksi Display Stock Tcode MMBE

Test Data for Stock Overview MMBE

Required Data List	Value Code	Description	Comments
Material Master	100-700	Sheet metal ST37	Tentukan Material
Plant	3000	New York Company	
Storage Location	0001	Warehouse 0001	

Masukkan semua data yang dibutuhkan

Program Edit Goto System Help

Stock Overview: Company Code/Plant/Storage Location/Batch

Database selections

Material 100-700

Plant 3000 to

Storage location 0001 to

Batch to

Stock type selection

☒ Also select special stocks

☒ Also select stock commitments

Transaksi Display Stock Tcode MMBE

Tekan tombol execute (F8)

The screenshot displays the SAP Stock Overview (Tcode MMBE) interface. The title bar shows 'List Edit Goto Extras Environment System Help'. The main title is 'Stock Overview: Company Code/Plant/Storage Location/Batch'. Below this, there are navigation icons and a search bar. The material details are: Material 100-700, Sheet metal ST37, Material type ROH, Raw material, Unit of measure M2, Base unit of measure M2. The table below shows stock quantities for different storage locations.

C1/CC/Plant/SLoc/Batch D	Unrestricted use	Qual. inspection	Reserved
Total	1.899,100	0,000	31,360
3000 IDES US INC	1.899,100	0,000	31,360
3000 New York	1.899,100	0,000	31,360
0001 Warehouse 0001	1.899,100	0,000	31,360

Transaksi Display Material on Hand Tcode MB52

Test Data For Display Warehouse Stock of Material on Hand MB52

Required Data List	Value Code	Description	Comments
Material Master	100-100	Casing	Multiple selection
	100-431	Mains adaptor 100 - 240 V	
	DPC1013	Professional keyboard - NATURAL Model	
Plant	3000, 3100, 3200	Plant New York , Plant Chicago, Plant Atlanta	
Storage Location	0001 - 0002	Warehouse 0001, Warehouse 0002	
Display Option	Pilih Layout	MAT1	

Masukkan semua data yang dibutuhkan

Transaksi Display Material on Hand Tcode MB52

The screenshot shows the SAP MB52 transaction interface. The title bar reads 'Display Warehouse Stocks of Material on Hand'. The 'Database Selections' section includes fields for Material (100-100), Plant (3000 to 3200), Storage Location (0001 to 0002), and Batch. The 'Scope of List' section includes Material Type, Material Group, and Purchasing Group. The 'Selection: Special Stocks' section has a checkbox for 'Also select special stocks' and a 'Special Stock Indicator' field. The 'Settings' section includes checkboxes for 'Display Only Negative Stocks', 'Display batch stocks', 'No zero stock lines', and 'Do not display values'. The 'Display Options' section includes radio buttons for 'Hierarchy Display' and 'Non-Hierarchical Display', and a 'Layout' field set to 'MAT1'. A mouse cursor is pointing at the right arrow button next to the Material field.

Tekan untuk
Multiple selection

The screenshot shows the 'Multiple Selection for Material' dialog box. It has a title bar 'Multiple Selection for Material'. Below the title bar are three radio buttons: '1 Single Val' (selected), 'Ranges', and 'Single vals'. The main area is a list box containing the following items: 100-100, 100-431, DPC1013, and DPC1015. The item '100-100' is selected and highlighted in yellow. A mouse cursor is pointing at the right arrow button next to the list box. The bottom of the dialog box has a toolbar with various icons and a label 'Multiple selection...'.


Kemudian execute (tekan F8)

Transaksi Display Material on Hand Tcode MB52

[List](#)
[Edit](#)
[Goto](#)
[Settings](#)
[System](#)
[Help](#)

Display Warehouse Stocks of Material on Hand

Material	Plnt	Material Description	SLoc	Unrestr.-use stock	BUn	Value Unrestricted	Crcy
100-100	3000	Casing	0001	170	PC	52.557,20	USD
100-100	3200	Casing	0001	5.000	PC	646.350,00	USD
* 100-100						698.907,20	USD
100-431	3000	Mains adaptor 100 - 240 V	0001	244	PC	6.327,50	USD
100-431	3200	Mains adaptor 100 - 240 V	0001	28	PC	21,41	USD
* 100-431						6.348,91	USD
DPC1013	3000	Professional keyboard - NATURAL Model	0001	976	PC	106.872,00	USD
DPC1013	3200	Professional keyboard - NATURAL Model	0001	2.198	PC	98.910,00	USD
* DPC1013						205.782,00	USD
DPC1015	3000	SIM-Modul 256 MB 16M x 32, 70 ns	0001	16	PC	5.595,00	USD
DPC1015	3200	SIM-Modul 256 MB 16M x 32, 70 ns	0001	530	PC	37.736,00	USD
* DPC1015						43.331,00	USD
**						954.369,11	USD



- Penjelasan Inventory
- Konsep dasar Inventory management dalam SAP
- Transaksi Display Stock
- Transaksi Penentuan Lokasi untuk Mutasi
- Transaksi Pengawasan Perjalanan barang



Transaksi Stock Transfer Tcode MIGO

Test Data Stock Transfer Plant to Plant Tcode MIGO

Required Data List	Value Code	Description	Comments
Action Taken	A08 Transfer Posting		
Reference Doc.	Other		
Movement Type	301	Transfer posting plant to plant (one-step)	
Document Date	04.06.2004		Posting only possible in periods 2004/07 and 2004/06
Posting Date	04.06.2004		Posting only possible in periods 2004/07 and 2004/06
Material	100-100	Casing	
From Plant	3200	Plant Atlanta	
From Storage Loc	0001	Warehouse 0001	
Receiving Plant	3000	Plant New York	
Receiv. Storage Loc	0001	Warehouse 0001	
Quantity	100	Banyaknya Material yang ditransfer	Unit Muncul Otomatis

Ketik Tcode pada transaction bar : MIGO, dan enter
Masukkan data yang dibutuhkan

Transaksi Stock Transfer Tcode MIGO

Goods Receipt Settings System Help

Transfer Posting Others - PRAVITA

Show Overview | Hold | Check | Post | Help

A08 Transfer Posti... | R10 Others | TF tfr.pint.to pint. 301

General

Document Date 04.06.2004 Material Slip
 Posting Date 04.06.2004 Doc.Header Text
☐ 2 Indiv.Slip w.Inspe... GR/GI Slip No.

Transfer | Material | Quantity | Where

From		Dest	
Material	Casing	Casing	
Plant	100-100	100-100	
Plant	Atlanta	New York	3000
Stor. Loc.	Warehouse 0001 0001	Warehouse 0001 0001	
Spec.Stock			
Unit of Entry	100 PC		

☒ Item OK Line 1

Line	Stat.	Material ShortText	L...	OK	Qty in UnE	E...	Stor.Loc	Batch	Valuation T...	M...	D	Stock type	Pint	S...	Cus
1	CC	Casing		<input checked="" type="checkbox"/>	100	PC	Warehouse 0001			301	-		Atlanta		

Document is O.K. MIGO

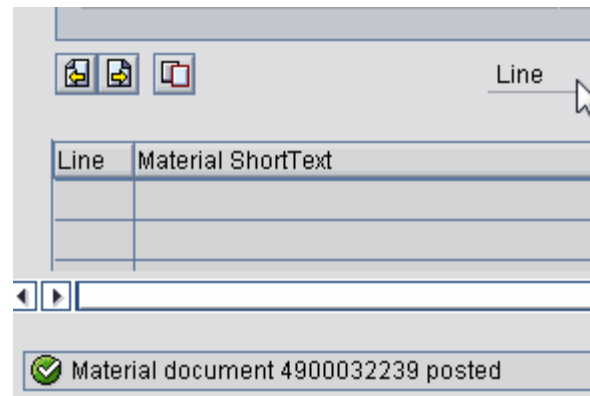
Pastikan data yang dimasukkan sudah benar

Tekan Check **Check** kemudian Post **Post**


Save

Transaksi Stock Transfer Tcode MIGO

Maka sistem akan memberikan nomer material dokument secara otomatis



The screenshot displays the SAP MIGO (Material Goods Issue) transaction interface. At the top, there are three icons: a yellow arrow pointing right, a yellow arrow pointing left, and a red square. Below these is a table with two columns: 'Line' and 'Material ShortText'. The table has three rows, with the first row being the header. Below the table is a horizontal bar with a left arrow, a right arrow, and a text input field. At the bottom of the interface, a status bar shows a green checkmark icon followed by the text 'Material document 4900032239 posted'.



- Penjelasan Inventory
- Konsep dasar Inventory management dalam SAP
- Transaksi Display Stock
- Transaksi Penentuan Lokasi untuk Mutasi
- Transaksi Pengawasan Perjalanan barang



Transaksi Pengawasan Perjalanan Barang Tcode MB51

Test Data For Display Warehouse Stock of Material on Hand MB52

Required Data List	Value Code	Description	Comments
Material Master	100-100	Casing	
Plant	3000,	Plant New York	
Storage Location	0001	Warehouse 0001	

Ketik Tcode MB51 pada transaction bar

Masukkan semua data yang dibutuhkan

Tekan Execute (F8)

Program Edit Goto System Help

Material Document List

Item Data

Material	100-100	to		→
Plant	3000	to		→
Storage Location	0001	to		→

Transaksi Pengawasan Perjalanan Barang Tcode MB51

Material Document List						
<div> <input type="text"/> </div>						
Material Document List						
<div> </div>						
Material Document List						
Material	Material Description			Plnt Name 1		
SLoc MvT S Mat.Doc.	Item	Postg	Date	Quantity in UnE EUn		
100-100	Casing			3000 New York		
0001 261 4900032109	1	14.06.2004		49-	PC	
0001 101 4900032086	1	09.06.2004		47	PC	
0001 301 4900032239	2	04.06.2004		100	PC	
0001 261 4900031745	1	14.04.2004		49-	PC	
0001 101 4900031732	1	09.04.2004		47	PC	
0001 261 4900031574	1	12.03.2004		49-	PC	
0001 101 4900031556	1	09.03.2004		47	PC	
0001 261 4900031374	1	13.02.2004		49-	PC	
0001 101 4900031352	1	10.02.2004		47	PC	
0001 101 4900031260	1	22.01.2004		47	PC	



Thank You

